
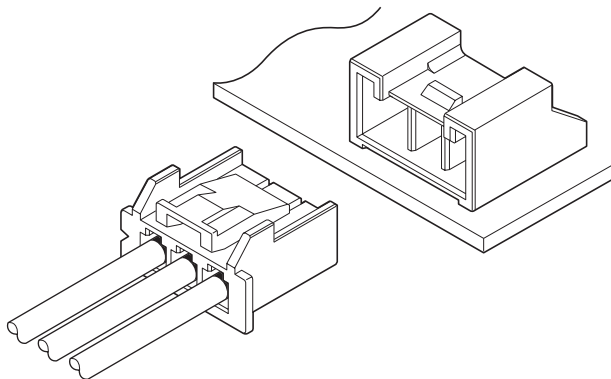


VU CONNECTOR

Disconnectable Crimp style connectors



VU connector is small type 3.96mm pitch PC board connector for large current and has the high reliability in a power supply circuit, considering the fully shrouded connector header structure against "vibrating connector" and "distorted extraction".



Features

• Secure locking device

The housing has a locking device to securely hold the header, preventing accidental disconnection, because of external force that might result from the routing of wires or of vibration, inverse insertion and mating with incorrect circuit.

• Shrouded header

Shrouded header provides the longer creepage distance and countermeasure for distorted extraction of connector.

• Flanged press pin

Header pin is the flanged press pin, preventing accidental removal of the pins due to distorted extraction of connector.

Specifications

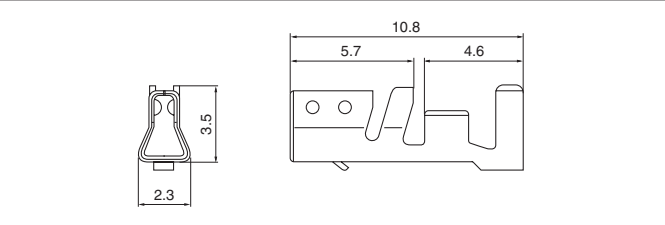
- Current rating: 5A AC, DC (AWG #18)
- Voltage rating: 250V AC, DC
- Temperature range: -25°C to +85°C
(including temperature rise in applying electrical current)
- Contact resistance: Initial value/10m Ω max.
After environmental testing/20m Ω max.
- Insulation resistance: 1,000M Ω min.
- Withstanding voltage: 1,500V AC/minute
- Applicable wire: AWG #22 to #18
- Applicable PC board thickness: 1.6mm
- * In using the products, refer to "Handling Precaution for Terminal and Connector" described on our website (Technical documents of Product information page).
- * Contact JST for details.
- * Compliant with RoHS2.

Standards

Recognized E60389

VU CONNECTOR

Contact

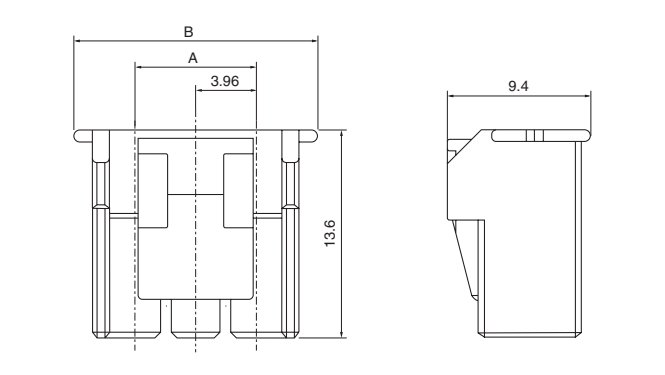


Model No.	Applicable wire		Insulation O.D.(mm)	Q'ty / reel
	mm ²	AWG#		
SVU-21T-P0.6	0.33 to 0.83	22 to 18	1.7 to 3.0	4,000

Material and Finish				
Phosphor bronze, tin-plated (reflow treatment)				

RoHS2 compliance

Housing



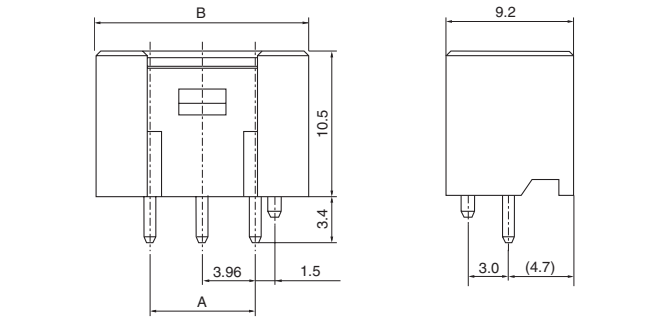
Circuits	Model No.	Dimensions (mm)		Q'ty / bag
		A	B	
3	VURP-03V-S	7.92	15.84	500

Material and Finish				
PA 66, UL94V-0, natural (white)				

RoHS2 compliance

Shrouded header

Top entry type

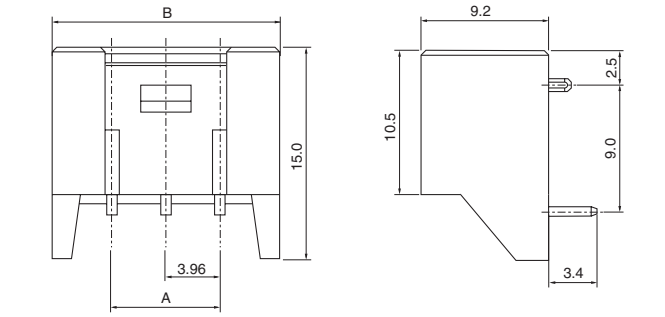


Circuits	Model No.		Dimensions (mm)		Q'ty / box	
	Top entry type	Side entry type	A	B	Top entry type	Side entry type
3	B03B-VUSS-1	S03B-VUSS-1	7.92	15.84	200	200

Material and Finish						
Pin: Copper alloy, copper-undercoated, tin-plated (reflow treatment) Wafer: Glass-filled PBT, UL94V-0, natural (white)						

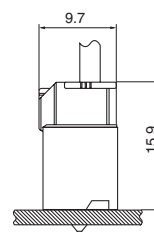
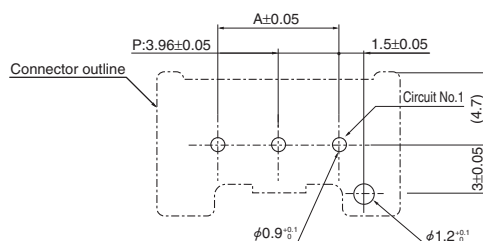
RoHS2 compliance This product displays (LF)(SN) on a label.

Side entry type

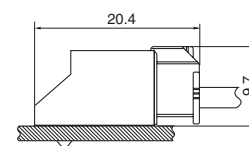
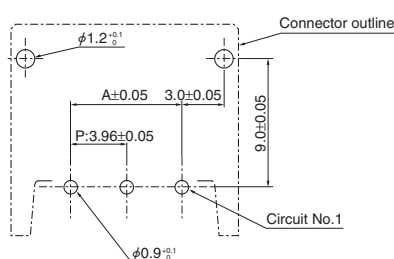


PC board layout (viewed from component side) and Assembly layout

Top entry type



Side entry type



Note:

1. Tolerances are non-cumulative: $\pm 0.05\text{mm}$ for all centers.
2. Hole dimensions differ according to the kind of PC board and piercing method.
The dimensions above should serve as a guideline. Contact JST for details.

Crimping machine, Applicator

Contact	Crimping machine	Crimp applicator	Dies	Crimp applicator with dies
SVU-21T-P0.6	AP-K2N	MKS-L	MK/SVU-21-06	APLMK SVU21-06
		—	—	—