
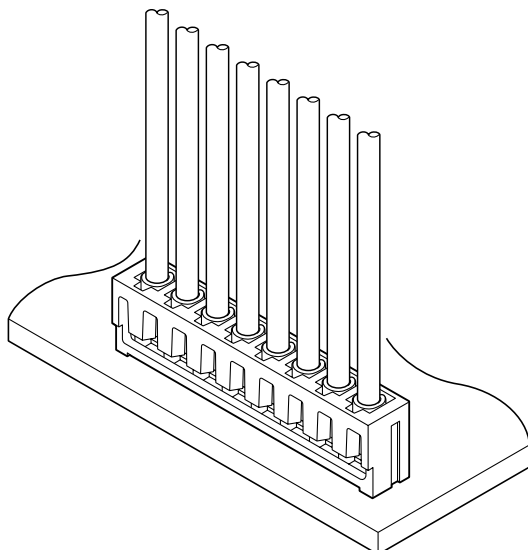


SGN CONNECTOR

Board-in Crimp style connectors



A dimension of 2.0mm pitch, 4.0mm mounting height and 2.9mm depth. This board-in type connector will enhance the mounting density of the PC board even further as well as improve rationalization and reduce the total cost of production. This product will be suitable for the internal connector of low profile equipment, such as audio equipment (including car audio) and the STB.



Features

• Low profile design

Despite its top entry style, as a result of restraining the connector height, equipment can be designed without wasting internal space.

• Surface usage on the PC board is reduced

SGN connector is much smaller in width than existing product. This will help to reduce surface usage without changing the cable.

• Reliable mounting

The spring feature of the contact part to the PC board will contribute to accommodate the connector securely even before soldering.


• One touch connection

A one-touch operation to make multiple circuit jumper connection will realize rationalization of production.

Specifications

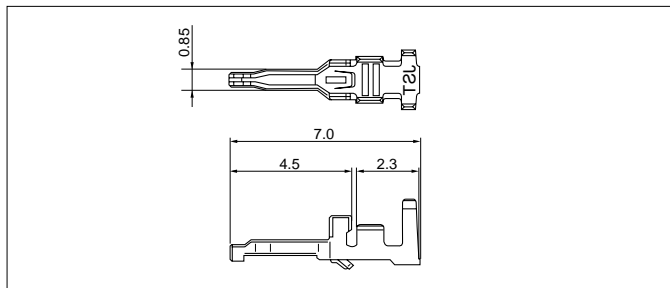
- Current rating: 2A AC, DC (AWG #24)
- Voltage rating: 250V AC, DC
- Temperature range: -25°C to +85°C
(including temperature rise in applying electrical current)
- Insulation resistance: 1,000M Ω min.
- Withstanding voltage: 650V AC/minute
- Applicable wire: AWG #28 to #24
- Applicable PC board thickness: 1.2 to 1.6mm
- * RoHS compliant products are published.
- * Refer to "General Instruction and Notice when using Terminals and Connectors" at the end of this catalog.
- * Contact JST for details.

Standards

 Recognized E60389

SGN CONNECTOR

Contact



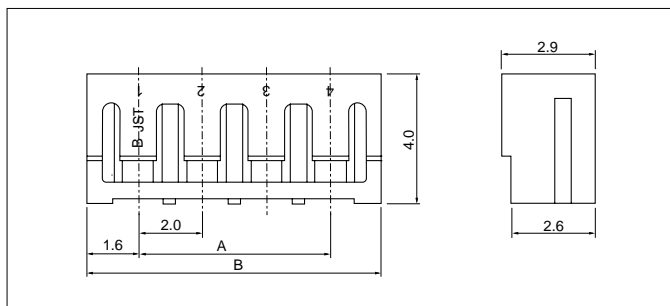
Model No.	Applicable wire			Q'ty / reel
	mm ²	AWG#	Insulation O.D. (mm)	
SGN-002T-0.8S	0.08 to 0.22	28 to 24	1.0 to 1.4	14,000

Material and Finish

Brass, copper-undercoated, tin-plated (reflow treatment)

RoHS compliance This product displays (LF)(SN) on a label.

Housing



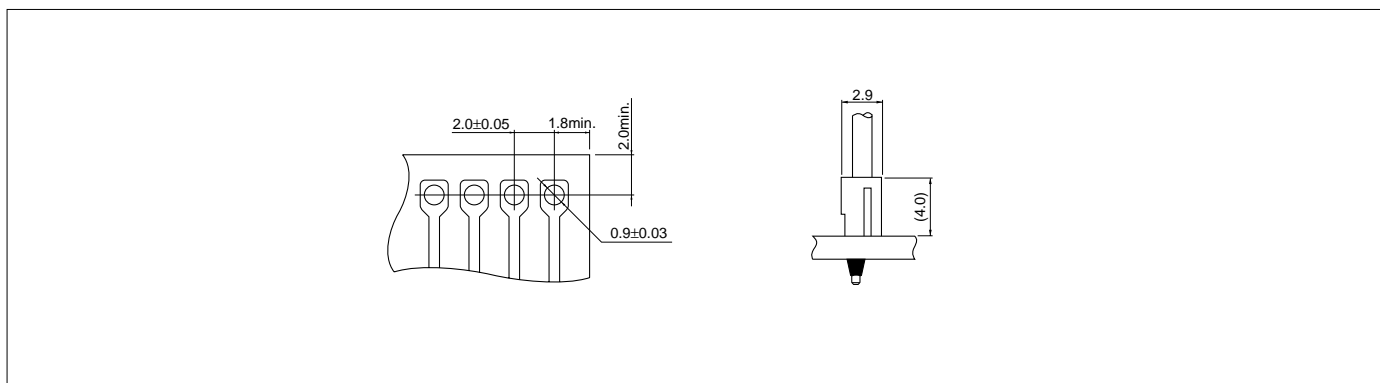
Cir- cuits	Model No.	Dimensions (mm)		Q'ty / bag
		A	B	
8	8P-SGN	14.0	17.2	1,000
13	13P-SGN	24.0	27.2	1,000
14	14P-SGN	26.5	29.2	1,000

Material

PA 66, UL94V-0, natural (white)

RoHS compliance

PC board layout (viewed from soldering side) and Assembly layout



Note:

- Tolerances are non-cumulative: ± 0.05 mm for all centers.
- Hole dimensions differ according to the kind of PC board and piercing method.
The dimensions above should serve as a guideline. Contact JST for details.

Crimping machine, Applicator

Contact	Crimping machine	Crimp applicator	Dies	Crimp applicator with dies
SGN-002T-0.8S	AP-K2N	MKS-L	MK/SGN-002-08	APLMK SGN002-08
		—	—	—