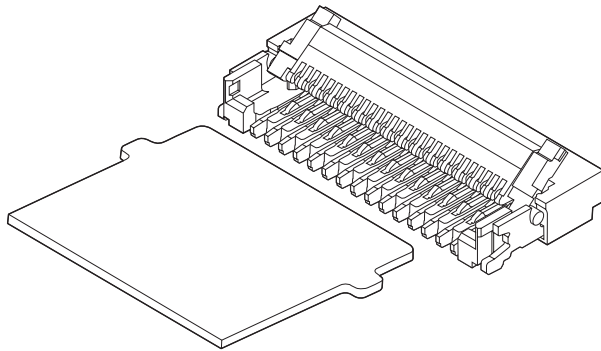




# FVX CONNECTOR

0.2mm pitch/Connectors for FPC



**0.2mm pitch FVX connector for FPC has been developed for small portable equipment for which low profile and miniaturization are required. By using FPC with protrusions, the positioning accuracy of FPC is improved.**

## Specifications

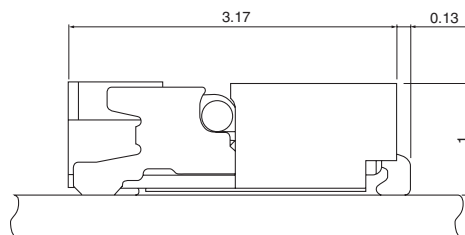
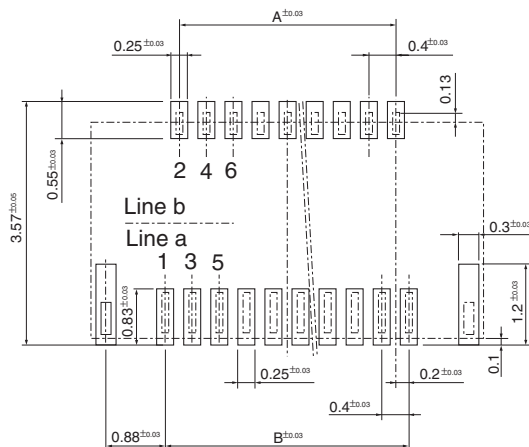
- Current rating: 0.2A AC, DC
- Voltage rating: 50V AC, DC
- Temperature range: -25°C to +85°C  
(including temperature rise in applying electrical current)
- Contact resistance: Initial value/60mΩ max.  
After environmental testing/60mΩ max.  
(variation from initial value)
- Insulation resistance: 50MΩ min.
- Withstanding voltage: 200V AC/minute
- Applicable FPC: Conductor pitch/0.2mm  
<0.4mm pitch staggered>  
Conductor width/0.2mm  
Mating part thickness/0.2±0.03mm
- \* Compliant with RoHS.
- \* Refer to "General Instruction and Notice when using Terminals and Connectors" at the end of this catalog.
- \* Contact JST for details.

## Standards

Recognized E 60389

Certified LR 20812

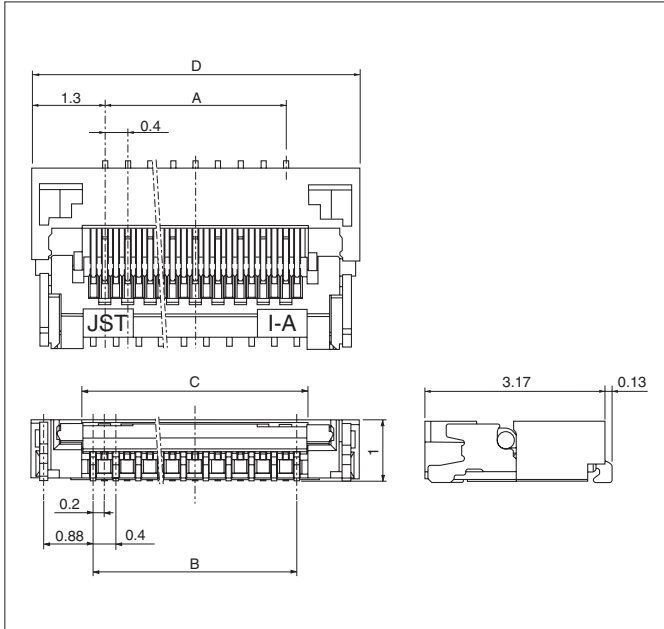
## PC board layout (viewed from component side) and Assembly layout



Note: 1. Tolerances are non-cumulative: ±0.03mm for all centers.  
2. The dimensions above should serve as a guideline. Contact JST for details.

# FVX CONNECTOR

## Connector



Circuits	Model No.	A	B	C	D	Q'ty / reel
21	21FVX-RSM1-GAN-ETF(S)	3.6	4.0	4.4	6.2	5,000
25	25FVX-RSM1-GAN-ETF(S)	4.4	4.8	5.2	7.0	5,000
29	29FVX-RSM1-GAN-ETF(S)	5.2	5.6	6.0	7.8	5,000
35	35FVX-RSM1-GAN-ETF(S)	6.4	6.8	7.2	9.0	5,000
41	41FVX-RSM1-GAN-ETF(S)	7.6	8.0	8.4	10.2	5,000
51	51FVX-RSM1-GAN-ETF(S)	9.6	10.0	10.4	12.2	5,000
55	55FVX-RSM1-GAN-ETF(S)	10.4	10.8	11.2	13.0	5,000
59	59FVX-RSM1-GAN-ETF(S)	11.2	11.6	12.0	13.8	5,000
63	63FVX-RSM1-GAN-ETF(S)	12.0	12.4	12.8	14.6	5,000
71	71FVX-RSM1-GAN-ETF(S)	13.6	14.0	14.4	16.2	5,000
77	77FVX-RSM1-GAN-ETF(S)	14.8	15.2	15.6	17.4	5,000

### Material and Finish

Socket housing: Heat resisting resin, UL94V-0

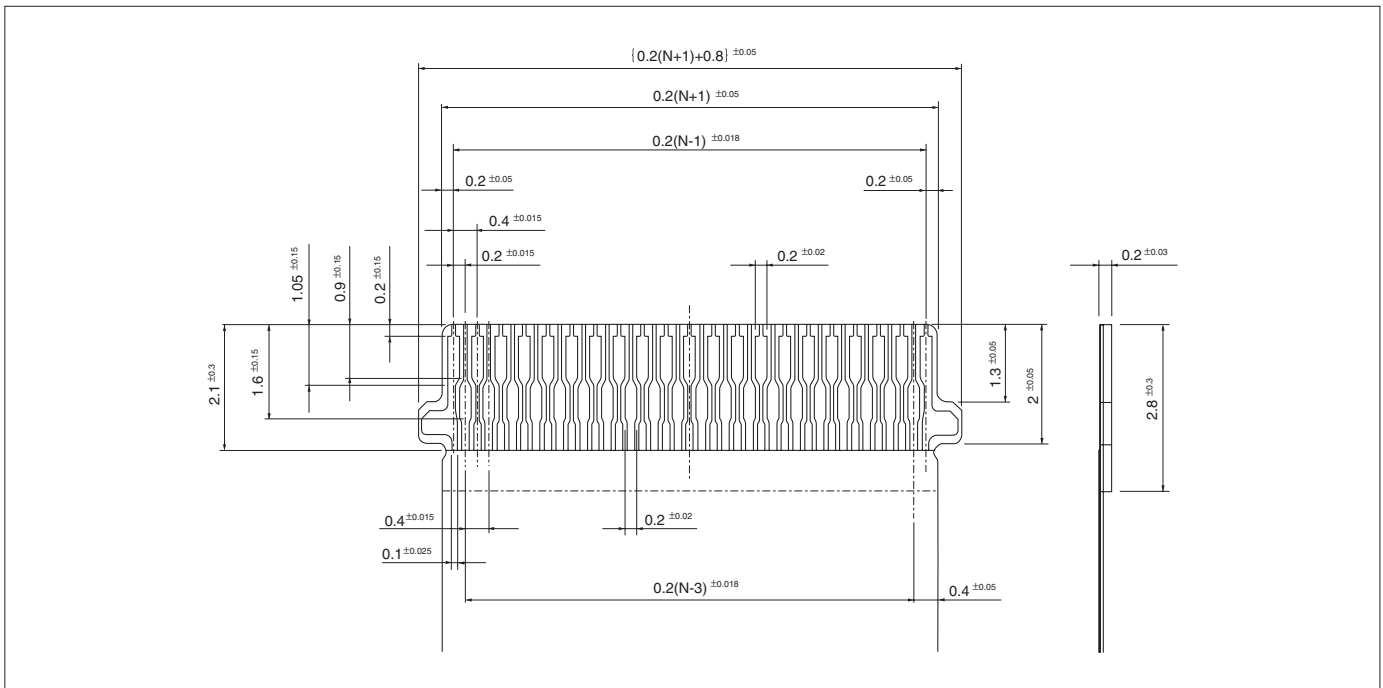
Cover housing: Heat resisting resin, UL94V-0

Contact: Copper alloy, nickel-undercoated, gold-plated (nickel-stripe)

Solder tab: Copper alloy, copper-undercoated, tin-plated (reflow treatment)

**RoHS compliance** This product displays (LF)(SN)(S) on a label.

## Lead section dimensions of FPC



Note: N --- Number of circuits